



REVISED
REPLY TO BIDDER'S PRE-BID QUERIES FOR DESIGN, FABRICATION, SUPPLY, INSTALLATION & COMMISSIONING OF PRESSURE REGULATING SKID TENDER

DESIGN, FABRICATION, SUPPLY, INSTALLATION & COMMISSIONING OF PRESSURE REGULATING SKID
 OWNER - ASSAM GAS COMPANY LTD
 Date/Time of Pre-bid meeting : 20/04/2021 AT 10.00 AM
 Date: 28.04.2021

SR. NO.	Tender Clause No.	DESCRIPTION	BIDDER'S QUERIES / CLARIFICATION	AGCL REPLIES
---------	-------------------	-------------	----------------------------------	--------------

Technical Query

1	Tendernotice_1 Pg.no : 8 of 24 8.3 SCOPE OF SUPPLY	xvi) Skid Inlet/Outlet Nozzle size shall be 4". However skid inside piping shall be based on given velocity limitation as per point no (xii)																																																																																																																			
2	Tendernotice_1 Pg.no : 17 of 24 ANNEXURE III	<p style="text-align: center;">A) Skid Inlet & Outlet rating is #300 RF- Main Skid</p> <table border="1" style="width: 100%; border-collapse: collapse; font-size: 8px;"> <thead> <tr> <th>Sr.</th> <th>Flow Rate</th> <th>Skid Inlet Size at Pr. 0.5 bar</th> <th>Skid Outlet Size at Pr. 0.5 bar</th> <th>Minimum Vessel Dia</th> <th>Monitor PCV + SSV Size</th> <th>Active PCV Size</th> <th>*Meter Size at Pr. 0.5 bar</th> </tr> <tr> <th>Unit</th> <th>SCMH</th> <th>Inch</th> <th>Inch</th> <th>Inch</th> <th>Inch</th> <th>Inch</th> <th>Inch</th> </tr> </thead> <tbody> <tr><td>1</td><td>200</td><td>2" Sch 40</td><td>2" Sch 40</td><td>8"</td><td>1"</td><td>1"</td><td>G100/3"</td></tr> <tr><td>2</td><td>250</td><td>3" Sch 40</td><td>2" Sch 40</td><td>10"</td><td>1"</td><td>1"</td><td>G160/3"</td></tr> <tr><td>3</td><td>300</td><td>3" Sch 40</td><td>2" Sch 40</td><td>10"</td><td>2"</td><td>2"</td><td>G160/3"</td></tr> <tr><td>4</td><td>400</td><td>3" Sch 40</td><td>3" Sch 40</td><td>10"</td><td>2"</td><td>2"</td><td>G250/3"</td></tr> <tr><td>5</td><td>450</td><td>3" Sch 40</td><td>3" Sch 40</td><td>10"</td><td>2"</td><td>2"</td><td>G250/3"</td></tr> <tr><td>6</td><td>600</td><td>4" Sch 40</td><td>3" Sch 40</td><td>12"</td><td>2"</td><td>2"</td><td>G400/4"</td></tr> <tr><td>7</td><td>800</td><td>4" Sch 40</td><td>4" Sch 40</td><td>12"</td><td>2"</td><td>2"</td><td>G400/4"</td></tr> <tr><td>8</td><td>1000</td><td>6" Sch 40</td><td>4" Sch 40</td><td>16"</td><td>2"</td><td>2"</td><td>G1000/6"</td></tr> <tr><td>9</td><td>1500</td><td>6" Sch 40</td><td>6" Sch 40</td><td>16"</td><td>3"</td><td>3"</td><td>G1000/6"</td></tr> <tr><td>10</td><td>2000</td><td>8" Sch 40</td><td>6" Sch 40</td><td>20"</td><td>3"</td><td>3"</td><td>G1000/6"</td></tr> <tr><td>11</td><td>2500</td><td>8" Sch 40</td><td>6" Sch 40</td><td>20"</td><td>3"</td><td>3"</td><td>G1600/8"</td></tr> <tr><td>12</td><td>3000</td><td>8" Sch 40</td><td>8" Sch 40</td><td>20"</td><td>4"</td><td>4"</td><td>G1600/8"</td></tr> </tbody> </table>	Sr.	Flow Rate	Skid Inlet Size at Pr. 0.5 bar	Skid Outlet Size at Pr. 0.5 bar	Minimum Vessel Dia	Monitor PCV + SSV Size	Active PCV Size	*Meter Size at Pr. 0.5 bar	Unit	SCMH	Inch	Inch	Inch	Inch	Inch	Inch	1	200	2" Sch 40	2" Sch 40	8"	1"	1"	G100/3"	2	250	3" Sch 40	2" Sch 40	10"	1"	1"	G160/3"	3	300	3" Sch 40	2" Sch 40	10"	2"	2"	G160/3"	4	400	3" Sch 40	3" Sch 40	10"	2"	2"	G250/3"	5	450	3" Sch 40	3" Sch 40	10"	2"	2"	G250/3"	6	600	4" Sch 40	3" Sch 40	12"	2"	2"	G400/4"	7	800	4" Sch 40	4" Sch 40	12"	2"	2"	G400/4"	8	1000	6" Sch 40	4" Sch 40	16"	2"	2"	G1000/6"	9	1500	6" Sch 40	6" Sch 40	16"	3"	3"	G1000/6"	10	2000	8" Sch 40	6" Sch 40	20"	3"	3"	G1000/6"	11	2500	8" Sch 40	6" Sch 40	20"	3"	3"	G1600/8"	12	3000	8" Sch 40	8" Sch 40	20"	4"	4"	G1600/8"	As per table skid inlet and outlet size is mentioned for each flow rate. However as per point (XVI) skid inlet and outlet nozzle size is mentioned as 4". Kindly clarify.	As per design standard. The capacity 450 SCMh in the tender should be read as 500 SCMh and size shall be as per SOR	
Sr.	Flow Rate	Skid Inlet Size at Pr. 0.5 bar	Skid Outlet Size at Pr. 0.5 bar	Minimum Vessel Dia	Monitor PCV + SSV Size	Active PCV Size	*Meter Size at Pr. 0.5 bar																																																																																																														
Unit	SCMH	Inch	Inch	Inch	Inch	Inch	Inch																																																																																																														
1	200	2" Sch 40	2" Sch 40	8"	1"	1"	G100/3"																																																																																																														
2	250	3" Sch 40	2" Sch 40	10"	1"	1"	G160/3"																																																																																																														
3	300	3" Sch 40	2" Sch 40	10"	2"	2"	G160/3"																																																																																																														
4	400	3" Sch 40	3" Sch 40	10"	2"	2"	G250/3"																																																																																																														
5	450	3" Sch 40	3" Sch 40	10"	2"	2"	G250/3"																																																																																																														
6	600	4" Sch 40	3" Sch 40	12"	2"	2"	G400/4"																																																																																																														
7	800	4" Sch 40	4" Sch 40	12"	2"	2"	G400/4"																																																																																																														
8	1000	6" Sch 40	4" Sch 40	16"	2"	2"	G1000/6"																																																																																																														
9	1500	6" Sch 40	6" Sch 40	16"	3"	3"	G1000/6"																																																																																																														
10	2000	8" Sch 40	6" Sch 40	20"	3"	3"	G1000/6"																																																																																																														
11	2500	8" Sch 40	6" Sch 40	20"	3"	3"	G1600/8"																																																																																																														
12	3000	8" Sch 40	8" Sch 40	20"	4"	4"	G1600/8"																																																																																																														
3	Tendernotice_1 Pg.no : 8 of 24 8.3 SCOPE OF SUPPLY	xix) UV Type test approval is mandatory for quoted PSV model. However PSV cannot be UV stamped.	Bidder understands UV stamp is not required for PSV. Kindly confirm.	Tender condition shall prevail																																																																																																																	
4	Tendernotice_1 Pg.no : 10 of 24 8.6 CABINET	Regulator vents should protrude through the cabinet wall and terminate with flame arrestors.	There is no provision for vents in regulator. Bidder understand mentioned vent line is for CRV. Kindly confirm.	As per the standard																																																																																																																	
5	Tendernotice_1 Pg.no : 10 of 24 8.8 OTHER GENERAL SCOPE OF WORK	The civil foundation work required to accommodate the Skid will be within the Supplier's scope of work.	Civil foundation works are excluded from bidder scope of supply. Kindly confirm.	Civil foundation works shall be in supplier's scope																																																																																																																	
6	Tendernotice_1 Pg.no : 15 of 24 ANNEXURE II	Working and Design Temperature	Kindly confirm skid working and design temperature.	Working and Design Temperature shall be in the range of 9 - 40 degree celcius																																																																																																																	
7	Tendernotice_1 Pg.no : 16 of 24 Ball Valve Datasheet		Kindly provide ball valve datasheet for sizes 1" & above.	As per design standard																																																																																																																	
8	General		Kindly confirm the Meter will be free issued to Skid Manufactures by AGCL.	Meter shall be provided by AGCL at the time of commissioning																																																																																																																	
9	Tendernotice_1 Pg.no : 17 of 24 ANNEXURE III		<p style="text-align: center;">A) Skid Inlet & Outlet rating is #300 RF- Main Skid</p> <table border="1" style="width: 100%; border-collapse: collapse; font-size: 8px;"> <thead> <tr> <th>Sr.</th> <th>Flow Rate</th> <th>Skid Inlet Size at Pr. 0.5 bar</th> <th>Skid Outlet Size at Pr. 0.5 bar</th> <th>Minimum Vessel Dia</th> <th>Monitor PCV + SSV Size</th> <th>Active PCV Size</th> <th>*Meter Size at Pr. 0.5 bar</th> </tr> <tr> <th>Unit</th> <th>SCMH</th> <th>Inch</th> <th>Inch</th> <th>Inch</th> <th>Inch</th> <th>Inch</th> <th>Inch</th> </tr> </thead> <tbody> <tr><td>1</td><td>200</td><td>2" Sch 40</td><td>2" Sch 40</td><td>8"</td><td>1"</td><td>1"</td><td>G100/3"</td></tr> <tr><td>2</td><td>250</td><td>3" Sch 40</td><td>2" Sch 40</td><td>10"</td><td>1"</td><td>1"</td><td>G160/3"</td></tr> <tr><td>3</td><td>300</td><td>3" Sch 40</td><td>2" Sch 40</td><td>10"</td><td>2"</td><td>2"</td><td>G160/3"</td></tr> <tr><td>4</td><td>400</td><td>3" Sch 40</td><td>3" Sch 40</td><td>10"</td><td>2"</td><td>2"</td><td>G250/3"</td></tr> <tr><td>5</td><td>450</td><td>3" Sch 40</td><td>3" Sch 40</td><td>10"</td><td>2"</td><td>2"</td><td>G250/3"</td></tr> <tr><td>6</td><td>600</td><td>4" Sch 40</td><td>3" Sch 40</td><td>12"</td><td>2"</td><td>2"</td><td>G400/4"</td></tr> <tr><td>7</td><td>800</td><td>4" Sch 40</td><td>4" Sch 40</td><td>12"</td><td>2"</td><td>2"</td><td>G400/4"</td></tr> <tr><td>8</td><td>1000</td><td>6" Sch 40</td><td>4" Sch 40</td><td>16"</td><td>2"</td><td>2"</td><td>G1000/6"</td></tr> <tr><td>9</td><td>1500</td><td>6" Sch 40</td><td>6" Sch 40</td><td>16"</td><td>3"</td><td>3"</td><td>G1000/6"</td></tr> <tr><td>10</td><td>2000</td><td>8" Sch 40</td><td>6" Sch 40</td><td>20"</td><td>3"</td><td>3"</td><td>G1000/6"</td></tr> <tr><td>11</td><td>2500</td><td>8" Sch 40</td><td>6" Sch 40</td><td>20"</td><td>3"</td><td>3"</td><td>G1600/8"</td></tr> <tr><td>12</td><td>3000</td><td>8" Sch 40</td><td>8" Sch 40</td><td>20"</td><td>4"</td><td>4"</td><td>G1600/8"</td></tr> </tbody> </table>	Sr.	Flow Rate	Skid Inlet Size at Pr. 0.5 bar	Skid Outlet Size at Pr. 0.5 bar	Minimum Vessel Dia	Monitor PCV + SSV Size	Active PCV Size	*Meter Size at Pr. 0.5 bar	Unit	SCMH	Inch	Inch	Inch	Inch	Inch	Inch	1	200	2" Sch 40	2" Sch 40	8"	1"	1"	G100/3"	2	250	3" Sch 40	2" Sch 40	10"	1"	1"	G160/3"	3	300	3" Sch 40	2" Sch 40	10"	2"	2"	G160/3"	4	400	3" Sch 40	3" Sch 40	10"	2"	2"	G250/3"	5	450	3" Sch 40	3" Sch 40	10"	2"	2"	G250/3"	6	600	4" Sch 40	3" Sch 40	12"	2"	2"	G400/4"	7	800	4" Sch 40	4" Sch 40	12"	2"	2"	G400/4"	8	1000	6" Sch 40	4" Sch 40	16"	2"	2"	G1000/6"	9	1500	6" Sch 40	6" Sch 40	16"	3"	3"	G1000/6"	10	2000	8" Sch 40	6" Sch 40	20"	3"	3"	G1000/6"	11	2500	8" Sch 40	6" Sch 40	20"	3"	3"	G1600/8"	12	3000	8" Sch 40	8" Sch 40	20"	4"	4"	G1600/8"	In Annexure III skid rating is mentioned as 300#, as per process parameter Inlet pressure (0.5-19 bar) and outlet pressure (0.5-4 bar), 150# is sufficient. Kindly confirm which class bidder shall follow.	Refer revised P&ID in case of Main PRS skid. Upto PRS downstream ball valve is #300 rating, and across meter is #150 rating.
Sr.	Flow Rate	Skid Inlet Size at Pr. 0.5 bar	Skid Outlet Size at Pr. 0.5 bar	Minimum Vessel Dia	Monitor PCV + SSV Size	Active PCV Size	*Meter Size at Pr. 0.5 bar																																																																																																														
Unit	SCMH	Inch	Inch	Inch	Inch	Inch	Inch																																																																																																														
1	200	2" Sch 40	2" Sch 40	8"	1"	1"	G100/3"																																																																																																														
2	250	3" Sch 40	2" Sch 40	10"	1"	1"	G160/3"																																																																																																														
3	300	3" Sch 40	2" Sch 40	10"	2"	2"	G160/3"																																																																																																														
4	400	3" Sch 40	3" Sch 40	10"	2"	2"	G250/3"																																																																																																														
5	450	3" Sch 40	3" Sch 40	10"	2"	2"	G250/3"																																																																																																														
6	600	4" Sch 40	3" Sch 40	12"	2"	2"	G400/4"																																																																																																														
7	800	4" Sch 40	4" Sch 40	12"	2"	2"	G400/4"																																																																																																														
8	1000	6" Sch 40	4" Sch 40	16"	2"	2"	G1000/6"																																																																																																														
9	1500	6" Sch 40	6" Sch 40	16"	3"	3"	G1000/6"																																																																																																														
10	2000	8" Sch 40	6" Sch 40	20"	3"	3"	G1000/6"																																																																																																														
11	2500	8" Sch 40	6" Sch 40	20"	3"	3"	G1600/8"																																																																																																														
12	3000	8" Sch 40	8" Sch 40	20"	4"	4"	G1600/8"																																																																																																														



REVISED
REPLY TO BIDDER'S PRE-BID QUERIES FOR DESIGN, FABRICATION, SUPPLY, INSTALLATION & COMMISSIONING OF PRESSURE REGULATING SKID TENDER


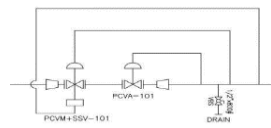

DESIGN, FABRICATION, SUPPLY, INSTALLATION & COMMISSIONING OF PRESSURE REGULATING SKID
 OWNER - ASSAM GAS COMPANY LTD
 Date/Time of Pre-bid meeting : 20/04/2021 AT 10.00 AM
 Date: 28.04.2021

SR. NO.	Tender Clause No.	DESCRIPTION	BIDDER'S QUERIES / CLARIFICATION	AGCL REPLIES																																																																																																																
10	Tendernotice_1 Pg.no : 17 of 24 ANNEXURE III	<p>A) Skid Inlet & Outlet rating is #300 RF- Main Skid</p> <table border="1" style="width: 100%; border-collapse: collapse; font-size: 8px;"> <thead> <tr> <th>Sr.</th> <th>Flow Rate</th> <th>Skid Inlet Size at Pr. 0.5 bar</th> <th>Skid Outlet Size at Pr. 0.5 bar</th> <th>Minimum Vessel Dia</th> <th>Monitor PCV + SSV Size</th> <th>Active PCV Size</th> <th>*Meter Size at Pr. 0.5 bar</th> </tr> <tr> <th>Unit</th> <th>SCMH</th> <th>Inch</th> <th>Inch</th> <th>Inch</th> <th>Inch</th> <th>Inch</th> <th>Inch</th> </tr> </thead> <tbody> <tr><td>1</td><td>200</td><td>2" Sch 40</td><td>2" Sch 40</td><td>8"</td><td>1"</td><td>1"</td><td>G100/3"</td></tr> <tr><td>2</td><td>250</td><td>3" Sch 40</td><td>2" Sch 40</td><td>10"</td><td>1"</td><td>1"</td><td>G160/3"</td></tr> <tr><td>3</td><td>300</td><td>3" Sch 40</td><td>2" Sch 40</td><td>10"</td><td>2"</td><td>2"</td><td>G160/3"</td></tr> <tr><td>4</td><td>400</td><td>3" Sch 40</td><td>3" Sch 40</td><td>10"</td><td>2"</td><td>2"</td><td>G250/3"</td></tr> <tr><td>5</td><td>450</td><td>3" Sch 40</td><td>3" Sch 40</td><td>10"</td><td>2"</td><td>2"</td><td>G250/3"</td></tr> <tr><td>6</td><td>600</td><td>4" Sch 40</td><td>3" Sch 40</td><td>12"</td><td>2"</td><td>2"</td><td>G400/4"</td></tr> <tr><td>7</td><td>800</td><td>4" Sch 40</td><td>4" Sch 40</td><td>12"</td><td>2"</td><td>2"</td><td>G400/4"</td></tr> <tr><td>8</td><td>1000</td><td>6" Sch 40</td><td>4" Sch 40</td><td>16"</td><td>2"</td><td>2"</td><td>G1000/6"</td></tr> <tr><td>9</td><td>1500</td><td>6" Sch 40</td><td>6" Sch 40</td><td>16"</td><td>3"</td><td>3"</td><td>G1000/6"</td></tr> <tr><td>10</td><td>2000</td><td>8" Sch 40</td><td>6" Sch 40</td><td>20"</td><td>3"</td><td>3"</td><td>G1000/6"</td></tr> <tr><td>11</td><td>2500</td><td>8" Sch 40</td><td>6" Sch 40</td><td>20"</td><td>3"</td><td>3"</td><td>G1600/8"</td></tr> <tr><td>12</td><td>3000</td><td>8" Sch 40</td><td>8" Sch 40</td><td>20"</td><td>4"</td><td>4"</td><td>G1600/8"</td></tr> </tbody> </table>	Sr.	Flow Rate	Skid Inlet Size at Pr. 0.5 bar	Skid Outlet Size at Pr. 0.5 bar	Minimum Vessel Dia	Monitor PCV + SSV Size	Active PCV Size	*Meter Size at Pr. 0.5 bar	Unit	SCMH	Inch	Inch	Inch	Inch	Inch	Inch	1	200	2" Sch 40	2" Sch 40	8"	1"	1"	G100/3"	2	250	3" Sch 40	2" Sch 40	10"	1"	1"	G160/3"	3	300	3" Sch 40	2" Sch 40	10"	2"	2"	G160/3"	4	400	3" Sch 40	3" Sch 40	10"	2"	2"	G250/3"	5	450	3" Sch 40	3" Sch 40	10"	2"	2"	G250/3"	6	600	4" Sch 40	3" Sch 40	12"	2"	2"	G400/4"	7	800	4" Sch 40	4" Sch 40	12"	2"	2"	G400/4"	8	1000	6" Sch 40	4" Sch 40	16"	2"	2"	G1000/6"	9	1500	6" Sch 40	6" Sch 40	16"	3"	3"	G1000/6"	10	2000	8" Sch 40	6" Sch 40	20"	3"	3"	G1000/6"	11	2500	8" Sch 40	6" Sch 40	20"	3"	3"	G1600/8"	12	3000	8" Sch 40	8" Sch 40	20"	4"	4"	G1600/8"	Kindly confirm bidder need to follow mentioned line size or bidder will calculate line size as per process parameter for each flow rate.	Tender condition shall prevail
		Sr.	Flow Rate	Skid Inlet Size at Pr. 0.5 bar	Skid Outlet Size at Pr. 0.5 bar	Minimum Vessel Dia	Monitor PCV + SSV Size	Active PCV Size	*Meter Size at Pr. 0.5 bar																																																																																																											
Unit	SCMH	Inch	Inch	Inch	Inch	Inch	Inch																																																																																																													
1	200	2" Sch 40	2" Sch 40	8"	1"	1"	G100/3"																																																																																																													
2	250	3" Sch 40	2" Sch 40	10"	1"	1"	G160/3"																																																																																																													
3	300	3" Sch 40	2" Sch 40	10"	2"	2"	G160/3"																																																																																																													
4	400	3" Sch 40	3" Sch 40	10"	2"	2"	G250/3"																																																																																																													
5	450	3" Sch 40	3" Sch 40	10"	2"	2"	G250/3"																																																																																																													
6	600	4" Sch 40	3" Sch 40	12"	2"	2"	G400/4"																																																																																																													
7	800	4" Sch 40	4" Sch 40	12"	2"	2"	G400/4"																																																																																																													
8	1000	6" Sch 40	4" Sch 40	16"	2"	2"	G1000/6"																																																																																																													
9	1500	6" Sch 40	6" Sch 40	16"	3"	3"	G1000/6"																																																																																																													
10	2000	8" Sch 40	6" Sch 40	20"	3"	3"	G1000/6"																																																																																																													
11	2500	8" Sch 40	6" Sch 40	20"	3"	3"	G1600/8"																																																																																																													
12	3000	8" Sch 40	8" Sch 40	20"	4"	4"	G1600/8"																																																																																																													
<p>A) Skid Inlet & Outlet rating is #300 RF- Main Skid</p> <table border="1" style="width: 100%; border-collapse: collapse; font-size: 8px;"> <thead> <tr> <th>Sr.</th> <th>Flow Rate</th> <th>Skid Inlet Size at Pr. 0.5 bar</th> <th>Skid Outlet Size at Pr. 0.5 bar</th> <th>Minimum Vessel Dia</th> <th>Monitor PCV + SSV Size</th> <th>Active PCV Size</th> <th>*Meter Size at Pr. 0.5 bar</th> </tr> <tr> <th>Unit</th> <th>SCMH</th> <th>Inch</th> <th>Inch</th> <th>Inch</th> <th>Inch</th> <th>Inch</th> <th>Inch</th> </tr> </thead> <tbody> <tr><td>1</td><td>200</td><td>2" Sch 40</td><td>2" Sch 40</td><td>8"</td><td>1"</td><td>1"</td><td>G100/3"</td></tr> <tr><td>2</td><td>250</td><td>3" Sch 40</td><td>2" Sch 40</td><td>10"</td><td>1"</td><td>1"</td><td>G160/3"</td></tr> <tr><td>3</td><td>300</td><td>3" Sch 40</td><td>2" Sch 40</td><td>10"</td><td>2"</td><td>2"</td><td>G160/3"</td></tr> <tr><td>4</td><td>400</td><td>3" Sch 40</td><td>3" Sch 40</td><td>10"</td><td>2"</td><td>2"</td><td>G250/3"</td></tr> <tr><td>5</td><td>450</td><td>3" Sch 40</td><td>3" Sch 40</td><td>10"</td><td>2"</td><td>2"</td><td>G250/3"</td></tr> <tr><td>6</td><td>600</td><td>4" Sch 40</td><td>3" Sch 40</td><td>12"</td><td>2"</td><td>2"</td><td>G400/4"</td></tr> <tr><td>7</td><td>800</td><td>4" Sch 40</td><td>4" Sch 40</td><td>12"</td><td>2"</td><td>2"</td><td>G400/4"</td></tr> <tr><td>8</td><td>1000</td><td>6" Sch 40</td><td>4" Sch 40</td><td>16"</td><td>2"</td><td>2"</td><td>G1000/6"</td></tr> <tr><td>9</td><td>1500</td><td>6" Sch 40</td><td>6" Sch 40</td><td>16"</td><td>3"</td><td>3"</td><td>G1000/6"</td></tr> <tr><td>10</td><td>2000</td><td>8" Sch 40</td><td>6" Sch 40</td><td>20"</td><td>3"</td><td>3"</td><td>G1000/6"</td></tr> <tr><td>11</td><td>2500</td><td>8" Sch 40</td><td>6" Sch 40</td><td>20"</td><td>3"</td><td>3"</td><td>G1600/8"</td></tr> <tr><td>12</td><td>3000</td><td>8" Sch 40</td><td>8" Sch 40</td><td>20"</td><td>4"</td><td>4"</td><td>G1600/8"</td></tr> </tbody> </table>	Sr.	Flow Rate	Skid Inlet Size at Pr. 0.5 bar	Skid Outlet Size at Pr. 0.5 bar	Minimum Vessel Dia	Monitor PCV + SSV Size	Active PCV Size	*Meter Size at Pr. 0.5 bar	Unit	SCMH	Inch	Inch	Inch	Inch	Inch	Inch	1	200	2" Sch 40	2" Sch 40	8"	1"	1"	G100/3"	2	250	3" Sch 40	2" Sch 40	10"	1"	1"	G160/3"	3	300	3" Sch 40	2" Sch 40	10"	2"	2"	G160/3"	4	400	3" Sch 40	3" Sch 40	10"	2"	2"	G250/3"	5	450	3" Sch 40	3" Sch 40	10"	2"	2"	G250/3"	6	600	4" Sch 40	3" Sch 40	12"	2"	2"	G400/4"	7	800	4" Sch 40	4" Sch 40	12"	2"	2"	G400/4"	8	1000	6" Sch 40	4" Sch 40	16"	2"	2"	G1000/6"	9	1500	6" Sch 40	6" Sch 40	16"	3"	3"	G1000/6"	10	2000	8" Sch 40	6" Sch 40	20"	3"	3"	G1000/6"	11	2500	8" Sch 40	6" Sch 40	20"	3"	3"	G1600/8"	12	3000	8" Sch 40	8" Sch 40	20"	4"	4"	G1600/8"	<p>1) Line size, meter size is not available for 500 SCMH. Kindly provide the same.</p> <p>2) In P&ID (Annexure-VIII) and table (Anenxure-III) flow rate mentioend as 450 SCMH where as in price SOR No 1.02 flow mentioned as 500 SCMH . We understand we have to read flow in Anenxure-III & VIII as 500 SCMH instead of 450 SCMH, and need to select suitable given line size/filter/regulator size. Please cofnrm our understanding is correct.</p>	Kindly read item Sl. 5 on Flow rate column as 500 instead of 450. The same correction shall prevail in entire document		
Sr.	Flow Rate	Skid Inlet Size at Pr. 0.5 bar	Skid Outlet Size at Pr. 0.5 bar	Minimum Vessel Dia	Monitor PCV + SSV Size	Active PCV Size	*Meter Size at Pr. 0.5 bar																																																																																																													
Unit	SCMH	Inch	Inch	Inch	Inch	Inch	Inch																																																																																																													
1	200	2" Sch 40	2" Sch 40	8"	1"	1"	G100/3"																																																																																																													
2	250	3" Sch 40	2" Sch 40	10"	1"	1"	G160/3"																																																																																																													
3	300	3" Sch 40	2" Sch 40	10"	2"	2"	G160/3"																																																																																																													
4	400	3" Sch 40	3" Sch 40	10"	2"	2"	G250/3"																																																																																																													
5	450	3" Sch 40	3" Sch 40	10"	2"	2"	G250/3"																																																																																																													
6	600	4" Sch 40	3" Sch 40	12"	2"	2"	G400/4"																																																																																																													
7	800	4" Sch 40	4" Sch 40	12"	2"	2"	G400/4"																																																																																																													
8	1000	6" Sch 40	4" Sch 40	16"	2"	2"	G1000/6"																																																																																																													
9	1500	6" Sch 40	6" Sch 40	16"	3"	3"	G1000/6"																																																																																																													
10	2000	8" Sch 40	6" Sch 40	20"	3"	3"	G1000/6"																																																																																																													
11	2500	8" Sch 40	6" Sch 40	20"	3"	3"	G1600/8"																																																																																																													
12	3000	8" Sch 40	8" Sch 40	20"	4"	4"	G1600/8"																																																																																																													
12	Tendernotice_1 (3) Pg.no : 17 of 24 ANNEXURE III	*Note: Turbine Meter & EVC is not in the scope of skid manufacturer/bidder. However bidder has to design station with spool piece to install meter as per size stated above.	Kindly confirm the meter upstream length 10D & Meter downstream length 5D to be also considered for this dummy spool piece? Kindly provide meter face to face dimension for each G-rating.	As per the standard																																																																																																																
13	Tendernotice_1 Pg.no : 17 of 24 ANNEXURE III	<p>A) Skid Inlet & Outlet rating is #300 RF- Main Skid</p> <table border="1" style="width: 100%; border-collapse: collapse; font-size: 8px;"> <thead> <tr> <th>Sr.</th> <th>Flow Rate</th> <th>Skid Inlet Size at Pr. 0.5 bar</th> <th>Skid Outlet Size at Pr. 0.5 bar</th> <th>Minimum Vessel Dia</th> <th>Monitor PCV + SSV Size</th> <th>Active PCV Size</th> <th>*Meter Size at Pr. 0.5 bar</th> </tr> <tr> <th>Unit</th> <th>SCMH</th> <th>Inch</th> <th>Inch</th> <th>Inch</th> <th>Inch</th> <th>Inch</th> <th>Inch</th> </tr> </thead> <tbody> <tr><td>1</td><td>200</td><td>2" Sch 40</td><td>2" Sch 40</td><td>8"</td><td>1"</td><td>1"</td><td>G100/3"</td></tr> <tr><td>2</td><td>250</td><td>3" Sch 40</td><td>2" Sch 40</td><td>10"</td><td>1"</td><td>1"</td><td>G160/3"</td></tr> <tr><td>3</td><td>300</td><td>3" Sch 40</td><td>2" Sch 40</td><td>10"</td><td>2"</td><td>2"</td><td>G160/3"</td></tr> <tr><td>4</td><td>400</td><td>3" Sch 40</td><td>3" Sch 40</td><td>10"</td><td>2"</td><td>2"</td><td>G250/3"</td></tr> <tr><td>5</td><td>450</td><td>3" Sch 40</td><td>3" Sch 40</td><td>10"</td><td>2"</td><td>2"</td><td>G250/3"</td></tr> <tr><td>6</td><td>600</td><td>4" Sch 40</td><td>3" Sch 40</td><td>12"</td><td>2"</td><td>2"</td><td>G400/4"</td></tr> <tr><td>7</td><td>800</td><td>4" Sch 40</td><td>4" Sch 40</td><td>12"</td><td>2"</td><td>2"</td><td>G400/4"</td></tr> <tr><td>8</td><td>1000</td><td>6" Sch 40</td><td>4" Sch 40</td><td>16"</td><td>2"</td><td>2"</td><td>G1000/6"</td></tr> <tr><td>9</td><td>1500</td><td>6" Sch 40</td><td>6" Sch 40</td><td>16"</td><td>3"</td><td>3"</td><td>G1000/6"</td></tr> <tr><td>10</td><td>2000</td><td>8" Sch 40</td><td>6" Sch 40</td><td>20"</td><td>3"</td><td>3"</td><td>G1000/6"</td></tr> <tr><td>11</td><td>2500</td><td>8" Sch 40</td><td>6" Sch 40</td><td>20"</td><td>3"</td><td>3"</td><td>G1600/8"</td></tr> <tr><td>12</td><td>3000</td><td>8" Sch 40</td><td>8" Sch 40</td><td>20"</td><td>4"</td><td>4"</td><td>G1600/8"</td></tr> </tbody> </table> <p>Note: Regulator Sizing shall be done at 0.5 bar outlet pressure. Dp across each regulator shall be 0.2. Bidder must consider minimum Vessel dia as stated above. However as per bidder, design must select equal or higher vessel dia. Bidder must select Element, Cyclone based on his design.</p>	Sr.	Flow Rate	Skid Inlet Size at Pr. 0.5 bar	Skid Outlet Size at Pr. 0.5 bar	Minimum Vessel Dia	Monitor PCV + SSV Size	Active PCV Size	*Meter Size at Pr. 0.5 bar	Unit	SCMH	Inch	Inch	Inch	Inch	Inch	Inch	1	200	2" Sch 40	2" Sch 40	8"	1"	1"	G100/3"	2	250	3" Sch 40	2" Sch 40	10"	1"	1"	G160/3"	3	300	3" Sch 40	2" Sch 40	10"	2"	2"	G160/3"	4	400	3" Sch 40	3" Sch 40	10"	2"	2"	G250/3"	5	450	3" Sch 40	3" Sch 40	10"	2"	2"	G250/3"	6	600	4" Sch 40	3" Sch 40	12"	2"	2"	G400/4"	7	800	4" Sch 40	4" Sch 40	12"	2"	2"	G400/4"	8	1000	6" Sch 40	4" Sch 40	16"	2"	2"	G1000/6"	9	1500	6" Sch 40	6" Sch 40	16"	3"	3"	G1000/6"	10	2000	8" Sch 40	6" Sch 40	20"	3"	3"	G1000/6"	11	2500	8" Sch 40	6" Sch 40	20"	3"	3"	G1600/8"	12	3000	8" Sch 40	8" Sch 40	20"	4"	4"	G1600/8"	Filter vessel diameter shall be calculated based on the process parameter or the shell size mentioned here to be followed. Kindly confirm.	Filter Vessel Minimum diameter shall be as per given table at Revised Annexure- III only.
		Sr.	Flow Rate	Skid Inlet Size at Pr. 0.5 bar	Skid Outlet Size at Pr. 0.5 bar	Minimum Vessel Dia	Monitor PCV + SSV Size	Active PCV Size	*Meter Size at Pr. 0.5 bar																																																																																																											
Unit	SCMH	Inch	Inch	Inch	Inch	Inch	Inch																																																																																																													
1	200	2" Sch 40	2" Sch 40	8"	1"	1"	G100/3"																																																																																																													
2	250	3" Sch 40	2" Sch 40	10"	1"	1"	G160/3"																																																																																																													
3	300	3" Sch 40	2" Sch 40	10"	2"	2"	G160/3"																																																																																																													
4	400	3" Sch 40	3" Sch 40	10"	2"	2"	G250/3"																																																																																																													
5	450	3" Sch 40	3" Sch 40	10"	2"	2"	G250/3"																																																																																																													
6	600	4" Sch 40	3" Sch 40	12"	2"	2"	G400/4"																																																																																																													
7	800	4" Sch 40	4" Sch 40	12"	2"	2"	G400/4"																																																																																																													
8	1000	6" Sch 40	4" Sch 40	16"	2"	2"	G1000/6"																																																																																																													
9	1500	6" Sch 40	6" Sch 40	16"	3"	3"	G1000/6"																																																																																																													
10	2000	8" Sch 40	6" Sch 40	20"	3"	3"	G1000/6"																																																																																																													
11	2500	8" Sch 40	6" Sch 40	20"	3"	3"	G1600/8"																																																																																																													
12	3000	8" Sch 40	8" Sch 40	20"	4"	4"	G1600/8"																																																																																																													
14	Tendernotice_1 Pg.no : 17 of 24 ANNEXURE III	<p>B) Tea Garden End User Skid Inlet & Outlet rating is #150 RF</p> <table border="1" style="width: 100%; border-collapse: collapse; font-size: 8px;"> <thead> <tr> <th>Sr.</th> <th>Flow Rate</th> <th>Skid Inlet Size at Pr. 2-4 bar</th> <th>Skid Outlet Size at Pr. 0.5-1 bar</th> <th>Minimum Vessel Dia</th> <th>PCV + SSV Size</th> </tr> <tr> <th>Unit</th> <th>SCMH</th> <th>Inch</th> <th>Inch</th> <th>Inch</th> <th>Inch</th> </tr> </thead> <tbody> <tr><td>1</td><td>500</td><td>2" Sch 40</td><td>6"</td><td>1"</td><td></td></tr> </tbody> </table> <p>Note: Regulator Sizing shall be done at 0.5 bar outlet pressure. Bidder must consider minimum Vessel dia as stated above.</p>	Sr.	Flow Rate	Skid Inlet Size at Pr. 2-4 bar	Skid Outlet Size at Pr. 0.5-1 bar	Minimum Vessel Dia	PCV + SSV Size	Unit	SCMH	Inch	Inch	Inch	Inch	1	500	2" Sch 40	6"	1"		Kindly provide meter size, G-rating and meter face to face dimension.	Bidder to follow revised P&ID at Revised Annexure-VIII. However, the pressure rating shall be considered #150 for the skid to be used at end user point/ tea garden (SOR item 2.01)																																																																																														
Sr.	Flow Rate	Skid Inlet Size at Pr. 2-4 bar	Skid Outlet Size at Pr. 0.5-1 bar	Minimum Vessel Dia	PCV + SSV Size																																																																																																															
Unit	SCMH	Inch	Inch	Inch	Inch																																																																																																															
1	500	2" Sch 40	6"	1"																																																																																																																



REVISED
REPLY TO BIDDER'S PRE-BID QUERIES FOR DESIGN, FABRICATION, SUPPLY, INSTALLATION & COMMISSIONING OF PRESSURE REGULATING SKID TENDER

DESIGN, FABRICATION, SUPPLY, INSTALLATION & COMMISSIONING OF PRESSURE REGULATING SKID
 OWNER - ASSAM GAS COMPANY LTD
 Date/Time of Pre-bid meeting : 20/04/2021 AT 10.00 AM
 Date: 28.04.2021

SR. NO.	Tender Clause No.	DESCRIPTION	BIDDER'S QUERIES / CLARIFICATION	AGCL REPLIES
15	Tendernotice_1 Pg.no : 19 of 24 ANNEXURE V Vendor list	Ball Valve make	Bidder request to accept Hawa Engineers, Micon Engineers, Niton Valves and Steel Strong make ball valve. Kindly confirm.	Tender condition shall prevail
16	Tendernotice_1 Pg.no : 19 of 24 ANNEXURE V Vendor list	Creep relief valve & Pressure safety valve	Bidder request to accept Rajarshi Engineering make PSV & CRV. Kindly confirm.	Tender condition shall prevail
17	Tendernotice_1 Pg.no : 19 of 24 ANNEXURE V Vendor list	PG/DPG/TG/TE	Bidder request to accept Precision Mass, AN Instruments make PG/DPG/TG/TE. Kindly confirm.	Tender condition shall prevail
18	Tendernotice_1 Pg.no : 19 of 24 ANNEXURE V Vendor list	Tube	Bidder request to accept Ratanamani make SS tube. Kindly confirm.	Tender condition shall prevail
19	Tendernotice_1 Pg.no : 22 of 24 ANNEXURE VIII P&ID	Vent header	Kindly confirm PSV & CRV are connected on common vent header or separate vent header is required for PSV & CRV.	As per Tender condition
20	Tendernotice_1 Pg.no : 22 of 24 ANNEXURE VIII P&ID		Kindly confirm whether flame arrester or rain cap is required at vent end.	As per design standard
21	Tendernotice_1 Pg.no : 10 of 24 8.6 CABINET	Regulator vents should protrude through the cabinet wall and terminate with flame arrestors.		
22	Tendernotice_1 Pg.no : 22 of 24 ANNEXURE VIII P&ID		Kindly confirm whether isolation valve is required or not on regulator sensing line.	As per design standard
23	Tendernotice_1 Pg.no : 22 of 24 ANNEXURE VIII P&ID	UL-1, UL-2 & DL	Kindly provide abbreviation for UL & DL.	Abbreviation: UL- Upstream length DL- Downstream length
24	General		Bidder understands meter spool piece alone is bidder scope, upstream and downstream spool length is client scope. Kindly confirm.	Provision of spool piece with appropriate length as per design standard shall be in the bidder's scope
25	Tendernotice_1 Pg.no : 22 of 24 ANNEXURE VIII P&ID		Since the meter is not in bidder scope we understand the flow straightener will be also excluded from bidder scope. Kindly confirm.	Tender condition shall prevail
26	General	Temperature gauge	Kindly confirm whether temperature gauge is required or not at skid inlet & outlet.	As per design standard
27	General	Datasheet	Kindly provide filter, PSV & CRV datasheet and Specification.	As per design standard
28	General	PSV & CRV	Kindly provide design basis for PSV & CRV.	As per design standard
29	Tendernotice_1 Pg.no : 7 of 24 a) Design:	During detailed engineering the GAD of the Pressure Regulating Skid shall be suitably designed to install the Skid in the existing network of the respective consumer terminal/site	Kindly provide skid dimension for each SOR.	As per standard



REVISED
REPLY TO BIDDER'S PRE-BID QUERIES FOR DESIGN, FABRICATION, SUPPLY, INSTALLATION & COMMISSIONING OF PRESSURE REGULATING SKID TENDER

DESIGN, FABRICATION, SUPPLY, INSTALLATION & COMMISSIONING OF PRESSURE REGULATING SKID
 OWNER - ASSAM GAS COMPANY LTD
 Date/Time of Pre-bid meeting : 20/04/2021 AT 10.00 AM
 Date: 28.04.2021

SR. NO.	Tender Clause No.	DESCRIPTION	BIDDER'S QUERIES / CLARIFICATION	AGCL REPLIES																											
30	General	Line size	Line size in below table is calculated by considering minimum inlet pressure 0.5 bar, minimum outlet pressure 0.5 bar, temperature: 50 Deg C and velocity up to filter is 20 m/s and velocity at downstream of filter is 30 m/s. <table border="1"> <thead> <tr> <th>Flow Rate</th> <th>Inlet Size</th> <th>Outlet Size</th> </tr> </thead> <tbody> <tr> <td>300 SCMH</td> <td>3"</td> <td>3"</td> </tr> <tr> <td>500 SCMH</td> <td>4"</td> <td>3"</td> </tr> <tr> <td>800 SCMH</td> <td>6"</td> <td>4"</td> </tr> <tr> <td>1000 SCMH</td> <td>6"</td> <td>4"</td> </tr> <tr> <td>1500 SCMH</td> <td>6"</td> <td>6"</td> </tr> <tr> <td>2000 SCMH</td> <td>8"</td> <td>6"</td> </tr> <tr> <td>2500 SCMH</td> <td>8"</td> <td>6"</td> </tr> <tr> <td>3000 SCMH</td> <td>8"</td> <td>6"</td> </tr> </tbody> </table>	Flow Rate	Inlet Size	Outlet Size	300 SCMH	3"	3"	500 SCMH	4"	3"	800 SCMH	6"	4"	1000 SCMH	6"	4"	1500 SCMH	6"	6"	2000 SCMH	8"	6"	2500 SCMH	8"	6"	3000 SCMH	8"	6"	Minimum line size shall be as per attached Revised Annexure-III.
Flow Rate	Inlet Size	Outlet Size																													
300 SCMH	3"	3"																													
500 SCMH	4"	3"																													
800 SCMH	6"	4"																													
1000 SCMH	6"	4"																													
1500 SCMH	6"	6"																													
2000 SCMH	8"	6"																													
2500 SCMH	8"	6"																													
3000 SCMH	8"	6"																													
31	General	Limit Switch	Kindly confirm whether limit switch is required or not for SSV.	As per design standard																											
32	Tendernotice_1 Pg.no : 17 of 24 ANNEXURE III	<p>B) Tea Garden End User Skid Inlet & Outlet rating is #150 RF</p> <table border="1"> <thead> <tr> <th>Sr.</th> <th>Flow Rate</th> <th>Skid Inlet Size at Pr. 2-4 bar</th> <th>Skid Outlet Size at Pr. 0.5-1 bar</th> <th>Minimum Vessel Size</th> <th>PCV + SSV Size</th> </tr> <tr> <th>Unit</th> <th>SCMH</th> <th>Inch</th> <th>Inch</th> <th>Inch</th> <th>Inch</th> </tr> </thead> <tbody> <tr> <td>1</td> <td>500</td> <td>2" Sch 40</td> <td>2" Sch 40</td> <td>6"</td> <td>1"</td> </tr> </tbody> </table> <p>Note: Regulator Sizing shall be done at 0.5 bar outlet pressure. Bidder must consider minimum Vessel dia as stated above</p>	Sr.	Flow Rate	Skid Inlet Size at Pr. 2-4 bar	Skid Outlet Size at Pr. 0.5-1 bar	Minimum Vessel Size	PCV + SSV Size	Unit	SCMH	Inch	Inch	Inch	Inch	1	500	2" Sch 40	2" Sch 40	6"	1"	Kindly provide P&ID for this SOR or bidder will follow Annexure - VIII P&ID. Kindly confirm.	Bidder to follow revised P&ID diagram. However, the pressure rating shall be considered #150 for the skid to be used at end user point/ tea garden (SOR item 2.01)									
Sr.	Flow Rate	Skid Inlet Size at Pr. 2-4 bar	Skid Outlet Size at Pr. 0.5-1 bar	Minimum Vessel Size	PCV + SSV Size																										
Unit	SCMH	Inch	Inch	Inch	Inch																										
1	500	2" Sch 40	2" Sch 40	6"	1"																										
33	General	External Power supply Provision	Bidder understand External power supply provision will be provided by client.(if required)	External power supply provision will be in client's scope																											
34	General	Supply of cable and cabling	Bidder understands supply of cable and cabling(if required) inside skid is in bidder's scope further extension will be in client's scope.	Supply of cable and cabling(if required) inside skid is in bidder's scope																											
35	General	Datasheets	Kindly provide all instrumentation and Mechanical datasheets.	As per design standard																											
36	Tendernotice_1 Pg.no : 8 of 24 8.3 SCOPE OF SUPPLY	viii) Inlet and Outlet Matching Flanges, Reducer, Expander, Nuts and Studs shall also be supplied along with the skid. Equalizing Valves for main line Ball Valve as mentioned in schematics required at Skid Inlet, Inlet of Filter Stream, Inlet of PRS Stream and Metering Inlet Ball Valve is to be supplied in the skid.	In P&ID Equalizing valves is not shown. Kindly confirm whether it is required or not. If required, kindly provide the equalizing size.	As per the standard procedure followed by other gas based industries																											
37	Tendernotice_1	Comprehensive Annual Maintenance Contract (CAMC) for PRS/IPRS complete assembly system for 2 years, applicable after successful completion of warranty phase. Representative must attend within 04 (four) hours from the time of complaint.	Kindly provide detailed specifications for the CAMC.	As per standard																											
38	13. COMPREHENSIVE ANNUAL MAINTENANCE CONTRACTOR (CAMC)		Kindly confirm the frequency of visit required for CAMC in a year.	As and when required																											
39	(CAMC)		Kindly quantify the required No of emergency visits for CAMC.	Cant be predicted																											
40	Page 12 of 24		Kindly confirm the qty. of the skids to Cover under CAMC.	This is a rate contract																											
41	BOQ_33628	Qty of the skids	Kindly confirm the qty will be required within ARC.	This is a rate contract																											
42	BOQ_33628	SOR Item 3 Annual Maintenance contract Charge	Kindly note the same SOR item shall be separate for the each skid for each year. Kind request you to revised same.	Tender condition shall prevail																											
43	BOQ_33629	SOR item 2.01	Kindly provide P&ID for Tender Graden skid. SOR No 2.01	Bidder to follow revised P&ID diagram. However, the pressure rating shall be considered #150 for the skid to be used at end user point/ tea garden.																											
44	BOQ_33629	SOR item 2.01	We understand canopy is not required for Tea garden Skid SOR No 2.01. Please confirm our understanding is correct.	Provision of canopy shall be intimated at the time of award of work. May kindly refer Corrigendum#2																											
45	Tendernotice_1 - Page 15 of 24 ANNEXURE-II- Process Parameter	Inlet Gas Pressure : 0.5 – 19 Bar Outlet Gas Pressure : 0.5 – 4.0 Bar	Inlet and Outlet Pressure are Over lapping each other, considering the Skid components we request AGCL to accept 3Barg differential pressure across Skid. Eg: If Outlet Pressure requirement is 0.5Barg then Inlet Pressure needs to be Minimum 3.5 Bar g, If Outlet pressure requirement is 4 Bar g then Minimum Inlet requirement is 7 Bar g. Also we request AGCL to provide the actual Inlet/ Outlet pressure araving at Site.	As per Tender condition																											
46	Tendernotice_1 - Page 17 of 24 Annexure-III	Vessel Size, Line Size, Regulator & SSV Size	We understand that we have to cosndier Line Size, Vessel Size , Regulator & SSV size strictly as provided in table in Anenxure-III only. Please confirm our understanding is correct.	Kindly follow the design standard as per Revised Annexure-III																											
47	Tendernotice_1- Page 17 of 24 Annexure-III	Turbine Meter & EVC is not in the scope of skid manufacturer/bidder. However bidder has to design station with spool piece to install meter as per size stated above.	We understand that Turbine Meter & EVC instalaiton & commisioning shall be in the scoep of AGCL.	Suuply of meter and EVC shall be in the client's scope																											
48	Tendernotice_1 - Page 19 of 24 Anenxure-V	Vendor List	We understand that we have to follow given vendor list strictly and no other vendors apart from this list are accepted during post order stage. Please cofnrim our understanding is correct.	Tender condition shall prevail																											
49	Tendernotice_1 - Page 4 of 24 - Clause 5.0	Each phase of materials shall be supplied & installed within 04 (four) months from the date of receipt of Purchase Order	You are requested to provide skid delivery 6 months for supply & instlation form date of receipt of PO	Tender condition shall prevail																											
50	Tendernotice_1 - Page 4 of 24 - Clause 5.0	Commissioning shall be completed within next 7 working days	For compleiton of commissionign You are requested to allow us time of 21 days from date of receipt of material at site.	Tender condition shall prevail																											



REVISED
REPLY TO BIDDER'S PRE-BID QUERIES FOR DESIGN, FABRICATION, SUPPLY, INSTALLATION & COMMISSIONING OF PRESSURE REGULATING SKID TENDER

DESIGN, FABRICATION, SUPPLY, INSTALLATION & COMMISSIONING OF PRESSURE REGULATING SKID
 OWNER - ASSAM GAS COMPANY LTD
 Date/Time of Pre-bid meeting : 20/04/2021 AT 10.00 AM
 Date: 28.04.2021

SR. NO.	Tender Clause No.	DESCRIPTION	BIDDER'S QUERIES / CLARIFICATION	AGCL REPLIES
Commercial Query				
51	Tendernotice_1 - Page 4 of 24 - 4.1. Pre Bid Meeting	Pre-bid meeting will be held on 20th April, 2021 at 1000 Hrs. to 1100 Hrs. at AGCL's Guwahati Office Royale View, 3rd Floor, Dr. B. K Kakati Road, Ulubari, Guwahati- 781007.	Considering the current Covid-19 situation in India we request AGCL to accept Pre Bid meeting Via Virtual mode.	Pre-bid meeting already held on 20.04.2021 at 10.00 AM in AGCL Guwahati Office
52	Tendernotice_1 - Page 1 of 24 - Scope of Bid	This is a rate contract tender and shall be valid for a period of 2 years from the date of opening of Technical bid and may be extendable for another period of one year subject to mutual consent.	Kindly clarify the validity of Rate Contract.	As per Tender condition
53	Tendernotice_1 - Page 1 of 24 -Bid Processing fee	Tender processing Fee Rs. 20,000	We request Assam Gas to provide Bank details in their letter head for RTGS transaction of Tender Fee.	As per Tender condition (Refer Clause: Method of payment - Page 1)
54	Tendernotice_1 - Page 1 of 24 - Earnest Money Deposit (EMD)	Earnest Money Deposit (EMD) of Rs 16,00,000 (Sixteen Lakh) only	As per recent Govt. notification considering the current Scenerio Bid Security has been waved off, we request Assam Gas to consider the same for current tender.	Tender condition shall prevail
55	Tendernotice_1 - Page 2 of 24 2.0 BIDDER QUALIFYING CRITERIA (BQC)		Considering the requirement of Bid we request Assam Gas to accept 4No. Of Similar similar Pressure Regulating Skids sourced the complete skid only from Regulator manufacturer unit for reputed Gas based entity in India during last seven years and the period shall be reckoned from the scheduled date of bid opening.	Tender condition shall prevail
56	Tendernotice_1 - Page 10 of 24 8.8 OTHER GENERAL SCOPE OF WORK	Entire Clause	We request Assam Gas to limit the scope of supply to assistance in installation and comissioning of supplied skids. Also we request AGCL to consider Civil Work and dismantling of Old skid under their scope.	Tender condition shall prevail
57	Tendernotice_1 - Page 11 of 24 9.0 PAYMENT TERMS	Entire Clause	We request AGCL to accept payment terms as 20% Advance and 80 % against PI or LC.	Tender condition shall prevail
58	Tendernotice_1 - Page 11 of 24 11. Warranty Period	Warranty period shall be 12 months from the date of commissioning or 18 months from the date of delivery as per delivery terms (FOT Site), whichever later. The Supplier shall take responsibility of free maintenance of the Skid for at least two years from the date of acceptance of each Skid by Purchaser. The mandatory spares required for the period will be supplied along with the unit free of cost.	We request AGCL to accept Warranty period as 12 months from the date of commissioning or 18 months from the date of delivery as per delivery terms (FOT Site), whichever earlier. In case of repairs/replacement of goods, warranty period shall be 12 months from the date of repairs/replacement or remaining of original warranty period, whichever is Earlier.	Tender condition shall prevail
59	BOQ_33628	Quantity	We understood from BOQ the requirement is 1No. In each line item. As this is a ARC we request AGCL to review and provide Total requirement of Skids against each line item.	This is an ARC.
60	Tendernotice_1 - Page 13 of 24 17. Insurance	Transit Insurance from Bidder's work to Purchaser's Store/site of work shall be arranged by the Bidder at their cost till commissioning.	Kindly delete wordings "at their cost till commissioning."	Tender condition shall prevail
61	Tendernotice_1 - Page 14 of 24 22. Liquidate Damages	The completion of delivery of quantities as per time to time W.O shall be strictly maintained. In case of delay in delivery of the entire quantities within the stipulated period, unless such delay is attributable to owner (AGCL) or due to Force Majeure, there will be reduction in contact value @ 0.5% (Zero Point Five Percent) per week as Liquidated Damage for undelivered quantities of materials for each week of delay or part thereof subject to maximum of 5% of the total contract value. The Liquidated Damage charge shall be recovered from the supplier's bill invoice/PBG	The maximum Liquidated Damages shall be 5% of value of delayed material	Tender condition shall prevail
62	Tendernotice_1 - Page 14 of 24 23. Applicability of Law & Jurisdiction	The tender shall be governed and interpreted in accordance with the applicable laws of India and Dibrugarh Courts in the State of Assam shall have exclusive jurisdiction.	In case of any dispute the same shall be resolved by referring it to Arbitration which shall be conducted as per Arbitration and Conciliation Act, 1996 and rules made thereunder. The Arbitrators shall be mutually agreed between the parties. The arbitration proceeding shall be held in Mumbai, India and conducted in English language.	Tender condition shall prevail
63	General	We request your acceptance on Limitation of Liability clause.	Notwithstanding anything contrary contained herein, the aggregate total liability of Supplier under the Contract or otherwise shall be limited to 100% of the total order value. However, neither party shall be liable to the other party for any indirect and consequential damages, loss of profits or loss of production etc. No action, regardless of form, relating to this Contract, may be brought more than 2 years after the claim arose.	Tender condition shall prevail
64	Tendernotice_1 - Page 1 of 24- Bid submission Date	E- TENDER with 2 (two) years validity from the scheduled date of technical bid opening under single stage two bid system must be submitted on or before 29/04/2020 at 2:00 PM and Technical Bids likely to be opened at 2:30 PM. (IST) on the same day	We request AGCL to provide 15 Days Bid Due date extension from the date of Pre Bid reply Considering current Covid pandemic situation You are requested to extend the bid by one week.	Refer corrigendum#3 for extension of Bid Due date
65	General	Original Documents	Hope there is no Doc. requirement for Physical submission on or before due date, if any please provide the list for the same and we request AGCL to provide 10Working days for submission of Doc. after Bid due date.	As per tender condition